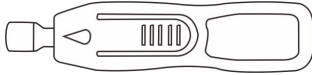


# Instruction for use of Disposable Safety Lancet

**[Product Name]** Disposable Safety Lancet

**[Model]** Lite3



**[Intended use]** The safety lancet is used for capillary blood collection.

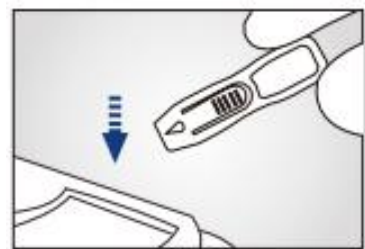
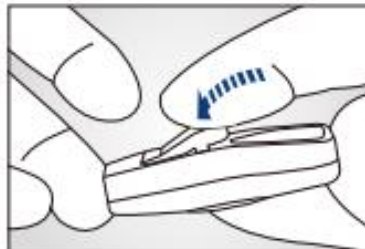
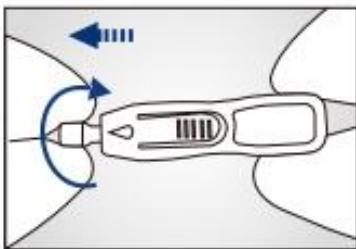
**[Intended Population]** Adults and pediatrics over 2 years old.

**[Intended user]** The device is intended to be used by professionals and individuals.

## **[Specification]**

Specifi- cation	17G	18G	21G	23G	26G	28G	30G
Reco- rder No.	05D-111712B, 05D-111715B, 05D-111718B, 05D-111720B, 05D-111722B, 05D-111724B, 05D-111728B	05D-111812B, 05D-111815B, 05D-111818B, 05D-111822B, 05D-111824B, 05D-111828B	05D-112112, 05D-112115, 05D-112118, 05D-112122, 05D-112124, 05D-112128,	05D-112312, 05D-112315, 05D-112318, 05D-112322, 05D-112324, 05D-112328,	05D-112612, 05D-112615, 05D-112618, 05D-112622, 05D-112624, 05D-112628,	05D-112812, 05D-112815, 05D-112818, 05D-112822, 05D-112824, 05D-112828,	05D-113012, 05D-113015, 05D-113018, 05D-113022, 05D-113024, 05D-113028,
Rem- ark	The disposable safety lancets with recorder number of 05D-11XX are composed with the silicone oil coated needle.						

## **[Instructions for Use]**



1. Carefully twist off the protective cap until it is separated from the device.
2. Place the lancet firmly against the puncture site and push the launch button.
3. Discard the used lancet into a suitable sharps container.

**[Contraindications]** Unknown.

## **[Caution]**

1. Do not use if protective cap has been previously removed from lancet.
2. Check the use-by date on the packaging, and do not use the lancet beyond the use-by date.

3. The safety lancet is for disposable use and do not reuse the lancet.
4. Discard the used lancet into a suitable sharps container.

Ask your healthcare professional for assistance in choosing the needle length, injection site, and techniques appropriate for you.

**[Serious Incident notice]**

If a serious incident occurs in relation to this medical device, affecting the user, or the patient then the user or patient should report the serious incident to the medical device manufacturer or the distributor. In the European Union, the user should also report the serious incident to the Competent Authority in the member state where they are located.

**[Symbolic interpretation]**



Sterilized using irradiation



Do not re-use



Batch code



Use-by date



Manufacturer



European Authorized Representative



Notified Body



Caution



Medical Device



Consult instructions for use



Date of manufacture

**[European Authorized Representative]**

Emergo Europe B.V.  
Westervoortsedijk 60, 6827 AT Arnhem, The Netherlands

**[Manufacturer]**

SteriLance Medical ( Suzhou ) Inc .  
No.168 PuTuoShan Road, New District, 215153 Suzhou, Jiangsu, PEOPLE'S REPUBLIC OF CHINA

**[Revised date]** May 11, 2024 (Version 02)